

Wire MTF Phantom

The Wire MTF Phantom is a perfect tool to assess in-plane spatial resolution of any 3D X-ray imaging system. Different diameters of wire and materials are available.

The QRM Wire Phantom is based on a cylinder containing one or more wires in solid material aligned parallel to the phantom axis of rotation. One of the wires can be placed slightly off center, a second one away from the center in order to allow estimating image quality in the periphery.

Point Spread Function (PSF) and Modulation Transfer Function (MTF) can so easily be investigated.


Different wire diameters are available as well as different materials and positions of the wires inside the phantom. Please send us your request.

Specifications

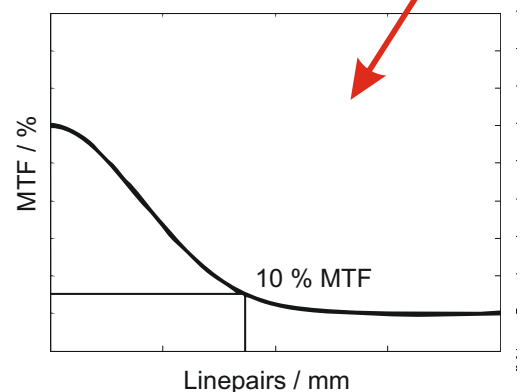

- Standard: length 60 mm
 diameter 45 mm
- D100: length 100 mm
 diameter 100 mm
- Wire: typically tungsten
 thickness 0.05 mm

References

[1] Fuchs OJ, Krause J, Kalender WA.
Measurement of 3D Spatial Resolution in Multi-slice Spiral Computed Tomography.
Physica Medica 2001; 17:129-134



QRM-Wire



Example for evaluating MTF